



District Report Card: 2017


State: Punjab	District: Pathankot
Class: 8	Subject: Language
Schools: 48	Students: 990


Participation/Coverage


Students

<div>GENDER</div> <div></div>	Boys				Girls			
	Number		%		Number		%	
	499		50.40		491		49.60	

<div>AREA</div> <div></div>	Rural				Urban			
	Number		%		Number		%	
	780		78.79		210		21.21	

<div>CATEGORY</div> <div></div>	SC		ST		OBC		GEN	
	Number	%	Number	%	Number	%	Number	%
	515	52.02	10	1.01	253	25.56	212	21.41

<div>CWSN</div> <div></div>	LD	VI	HI	S&LD	ID	Oth
	3	1	1	3	4	0

<div>Management</div> <div></div>	Government			Government-aided		
	Number		%	Number		%
	886		89.49	104		10.51

Average Performance of Students in Language (%)

Overall	Gender		Area		Management		Social Group			
	Male	Female	Rural	Urban	Govt.	Aided	SC	ST	OBC	GEN
52.48	49.69	55.33	51.92	54.57	51.65	59.62	51.68	52.67	52.62	54.28

Performance on Learning Outcomes (LOs)

Learning Outcomes	Description	Average Performance(%)
L813	Read textual/non-textual materials with comprehension and identifies the details, characters, main idea and sequence of ideas and events while reading	52.48

Range of Performance of Students who Answered Correctly							
Below 30%		30% - 50%		50% - 75%		Above 75%	
Number	%	Number	%	Number	%	Number	%
158	15.96	291	29.39	389	39.29	152	15.35

Lowest Performing Learning Outcomes (LOs)

1 - Read textual/non-textual materials with comprehension and identifies the details, characters, main idea and sequence of ideas and events while reading (52.48)